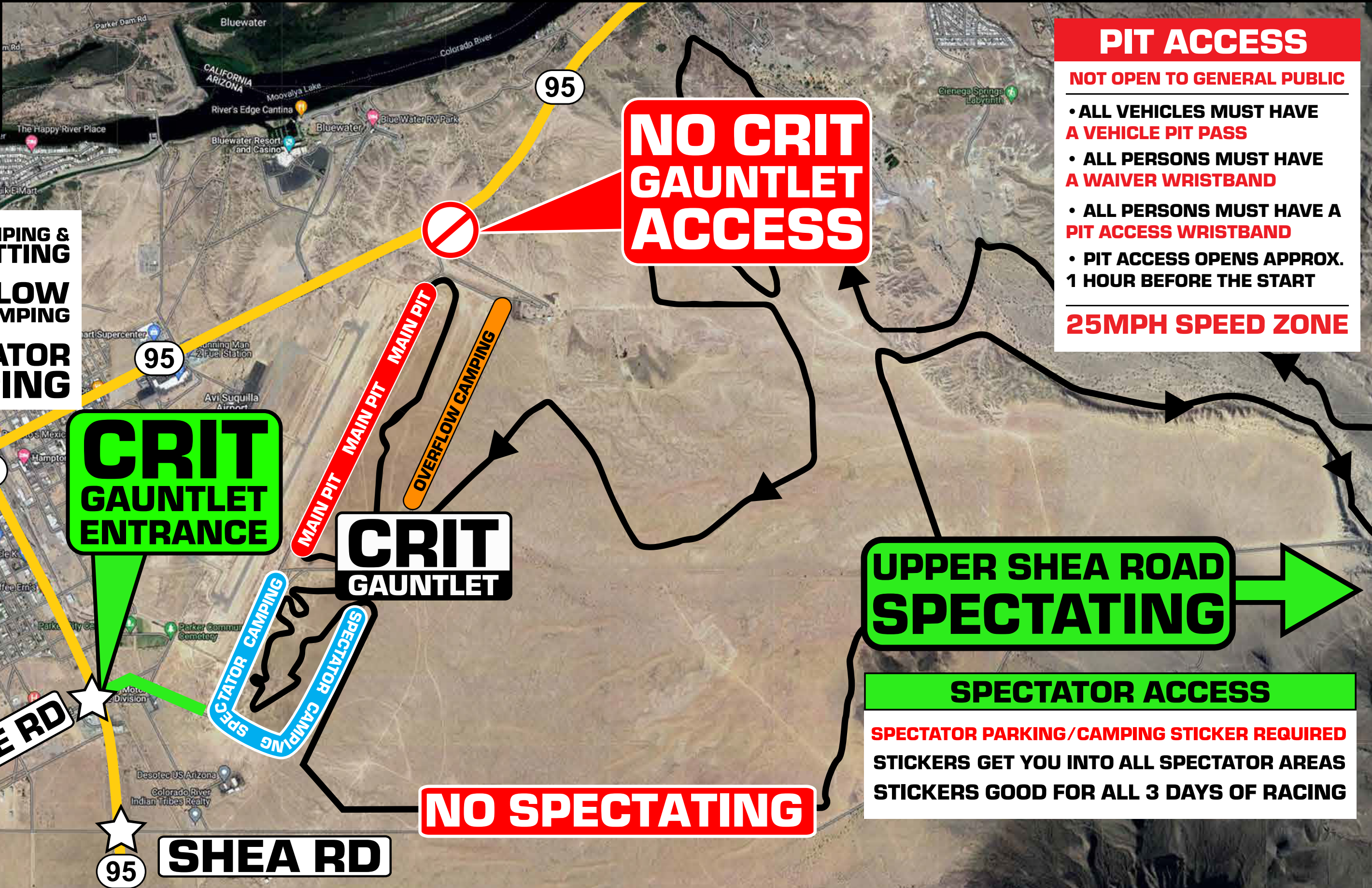





# 2025 PARKER 400 CRIT MAP



-  **RACER CAMPING & MAIN PITTING**
-  **OVERFLOW RACER CAMPING**
-  **SPECTATOR CAMPING**

**NO CRIT GAUNTLET ACCESS**

**CRIT GAUNTLET ENTRANCE**

**CRIT GAUNTLET**

**MAIN PIT MAIN PIT**

**OVERFLOW CAMPING**

**SPECTATOR CAMPING**

**SPECTATOR CAMPING**

**UPPER SHEA ROAD SPECTATING**

**SPECTATOR ACCESS**

**SPECTATOR PARKING/CAMPING STICKER REQUIRED**  
**STICKERS GET YOU INTO ALL SPECTATOR AREAS**  
**STICKERS GOOD FOR ALL 3 DAYS OF RACING**

**NO SPECTATING**

**PIT ACCESS**

**NOT OPEN TO GENERAL PUBLIC**

- ALL VEHICLES MUST HAVE A VEHICLE PIT PASS**
- ALL PERSONS MUST HAVE A WAIVER WRISTBAND**
- ALL PERSONS MUST HAVE A PIT ACCESS WRISTBAND**
- PIT ACCESS OPENS APPROX. 1 HOUR BEFORE THE START**

**25MPH SPEED ZONE**

**MOHAVE RD**

**SHEA RD**

**95**

**95**

**95**

**95**